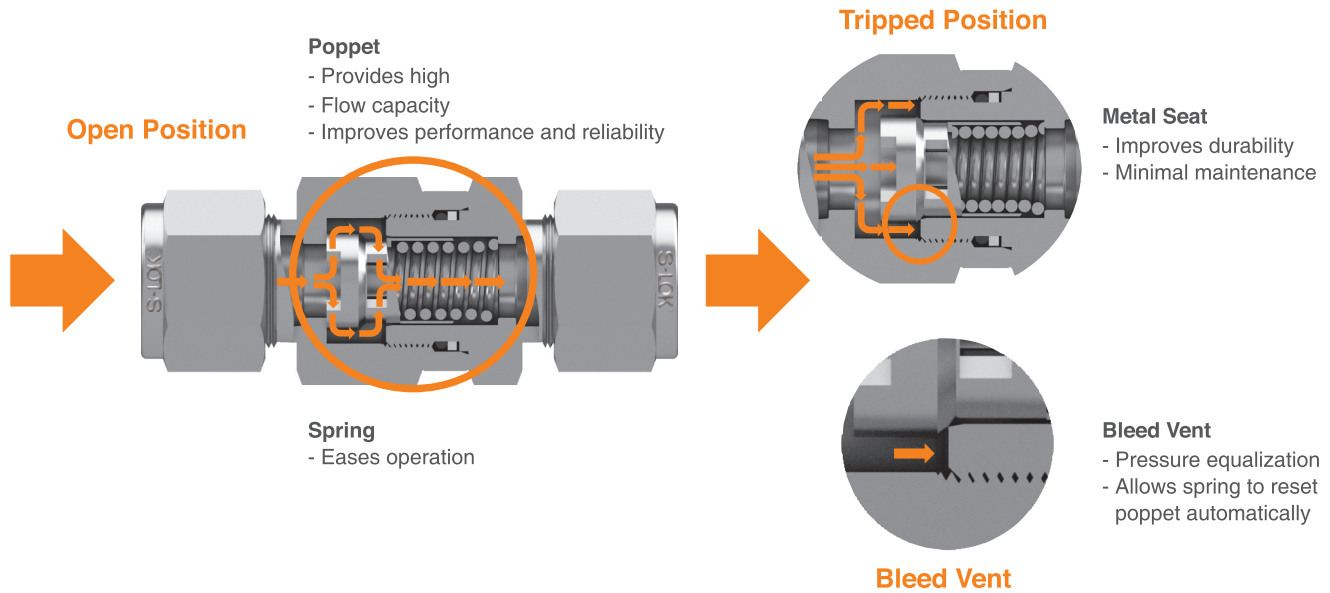


SEV Series Excess Flow Valves

Operation

The spring loaded poppet remains in the open position during normal system operation. Should an downstream pressure drops the poppet rapidly move to the tripped position, and the downstream line is closed or repaired, when the system pressure equalizes through the bleed vent, the spring automatically resets the poppet to the open position.



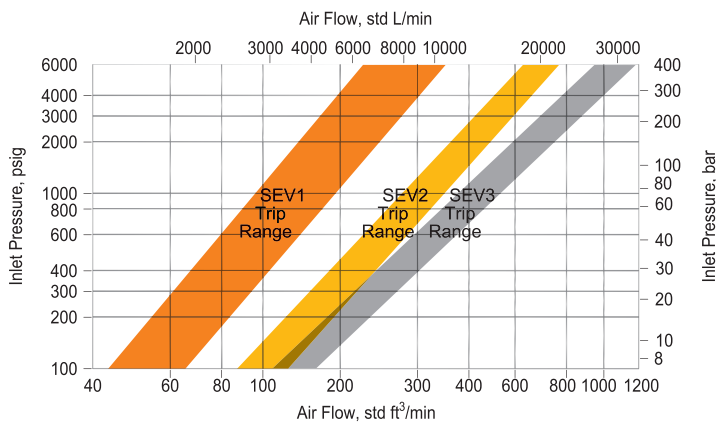
Pressure and Temperature Ratings

Temperature, °F (°C)	Working Pressure, psig(bar)
10 to 100 (-23 to 37)	6000 (413)
200 (93)	5160 (355)
250 (121)	4910 (338)
300 (148)	4660 (321)
400 (204)	4280 (294)

Optional O-Ring Seal Materials

O-Ring Material	Designator	Temperature °F (°C)
FKM	NIL	-10 to 400 (-23 to 204)
NBR	NBR	-4 to 221 (-20 to 105)
EPDM	EP	-50 to 300 (-45 to 148)
FFKM	KA	-10 to 400 (-23 to 204)

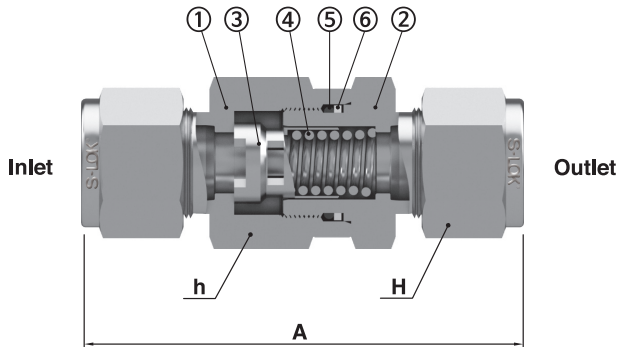
Flow Rate at 70°F (20°C)



Water

Series	Cv	Trip Range L/min (U.S. gal/min)
SEV1	0.5	14.7 to 21.9 (3.9 to 5.8)
SEV2	1.1	31.0 to 37.8 (8.2 to 10.0)
SEV3	1.1	42.3 to 56.3 (11.2 to 14.9)

Materials of construction



No.	Description	Material	Q'ty
1	Body	SS316 / A276 or A479	1
2	End Connector	SS316 / A276 or A479	1
3	Poppet	SS316 / A276 or A479	1
4	Spring	SS302 / A313	1
5	O-ring	FKM	1
6	Backup ring	PTFE	1

Ordering Information and Dimensions

Basic Ordering Number		End Connection		Dimensions mm (in.)		
		Inlet	Outlet	A	h	H
SEV1	S-4T	1/4" S-LOK		61.9 (2.44)	17.46 (11/16)	14.28 (9/16)
	S-6M	6mm S-LOK		61.8 (2.43)		14
	M-2N	1/8" Male NPT		46.6 (1.83)		-
	M-4N	1/4" Male NPT		46.6 (1.83)		-
	F-2N	1/8" Female NPT		54.6 (2.15)		-
	F-4N	1/4" Female NPT		54.6 (2.15)		-
	MF-4N	1/4" Male NPT	1/4" Female NPT	54.6 (2.15)		-
SEV2	S-6T	3/8" S-LOK		70.2 (2.76)	25.4 (1)	17.46 (11/16)
	S-8M	8mm S-LOK		68.9 (2.71)		16
	S-10M	10mm S-LOK		70.5 (2.77)		19
	M-6N	3/8" Male NPT		61.8 (2.43)		-
	F-6N	3/8" Female NPT		61.8 (2.43)		-
	MF-6N	3/8" Male NPT	3/8" Female NPT	61.8 (2.43)		-
SEV3	S-8T	1/2" S-LOK		75.7 (2.98)	25.4 (1)	22.22 (7/8)
	S-12M	12mm S-LOK		75.8 (2.98)		22
	M-8N	1/2" Male NPT		69.8 (2.74)	27	-
	F-8N	1/2" Female NPT		69.8 (2.74)		-
	MF-8N	1/2" Male NPT	1/2" Female NPT	69.8 (2.74)		-



- NB : NBR
- VT : Viton
- EP : EPDM
- KA : FFKM
- S6 : SS316 Stainless Steel
- BS : Brass